



ANNUAL HIV AND AIDS REPORT 2010

No. 45, 2011

ANNUAL HIV AND AIDS REPORT

This report comprises all HIV and AIDS cases diagnosed until 31 December 2010 and notified to the Department of Epidemiology by 1 October 2011. These figures represent a minimum as a limited number of notifications will usually be received after the report date. Late reporting explains the minor adjustments which are continually made to the aggregate figures. AIDS became notifiable by 1983. Cases diagnosed before 1983 were subsequently included. Consequently, registration includes all notified cases. The reporting system for HIV-positive persons came into force on 1 August 1990 and was last amended on 1 January 2007, EPI-NEWS 51/06. Persons with newly diagnosed with HIV infection include any notified persons who have not previously tested HIV positive in Denmark. Information about this is collected from the physicians' Reporting Form 4001-8. For HIV, notified cases comprise approx. 95% of all diagnosed cases. For AIDS, the notification rate is somewhat lower, probably 60-70%. It is possible to send out reminders for AIDS notifications concerning persons with newly diagnosed HIV provided that the HIV notification states that the patient fulfils the AIDS criteria, but not for persons who are diagnosed with AIDS at a later stage.

Table 1. Number of persons with newly diagnosed HIV infection by part of country and per 10⁵, 2010

Part of country	No.	%	Newly acq. per 10 ⁵
CPH City	93	34	13,6
CPH Subs.	22	8	4,3
North Zealand	14	5	3,1
Bornholm	2	1	4,7
East Zealand	9	3	3,8
W & S Zealand	9	3	1,5
Funen	15	5	3,1
South Jutland	10	4	1,4
West Jutland	18	7	2,2
East Jutland	24	8	5,6
North Jutland	25	9	4,3
Not stated	33	12	
Total	274	100	4,9

Figure 1. Number of persons with newly diagnosed HIV infection in Denmark, by notified mode of infection and origin, 2001-2010

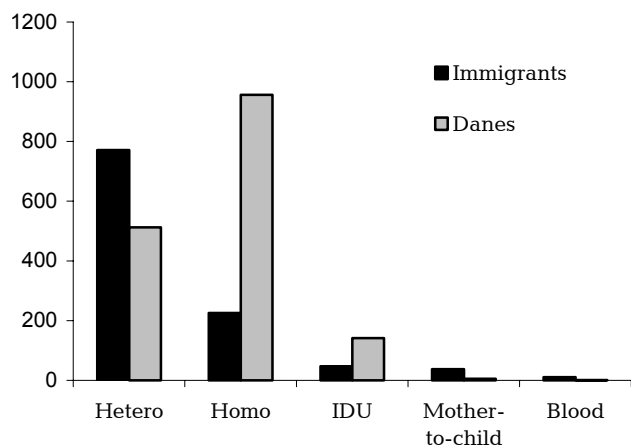


Figure 2. Number of persons with newly diagnosed HIV infection, sexually infected abroad, by homo (MSM) and heterosexual mode of infection, 2001-2010

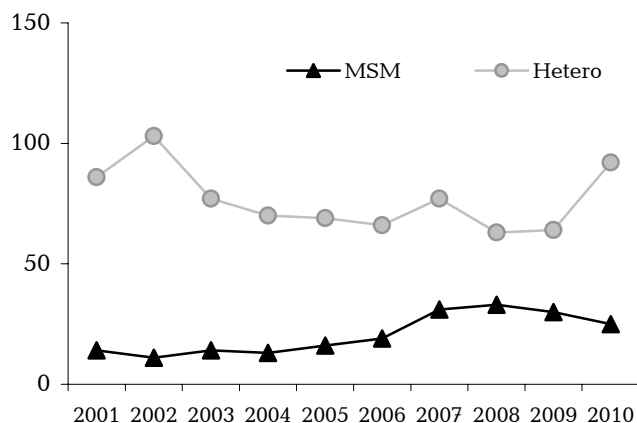


Table 2. Number of persons with newly diagnosed HIV infection, by age and gender, August 1990-2010

Age	2010		Total, August 1990-2010			
	M	F	M	F	Total	%
0-4	2	1	23	26	49	1
5-14	0	0	10	32	42	1
15-19	0	1	23	26	49	1
20-24	9	5	213	189	402	7
25-29	23	14	564	390	956	16
30-34	26	24	721	351	1072	18
35-39	34	12	748	258	1006	17
40-44	33	6	644	129	773	13
45-49	31	5	473	64	537	9
50-59	28	1	535	85	622	11
60+	15	4	227	29	256	4
Not stated	0	0	96	35	131	2
Total	##	73	4277	###	5895	100

Figure 3. Number of persons with newly diagnosed HIV infection, sexually infected in Denmark, by homo (MSM) and heterosexual mode of infection, 2001-2010

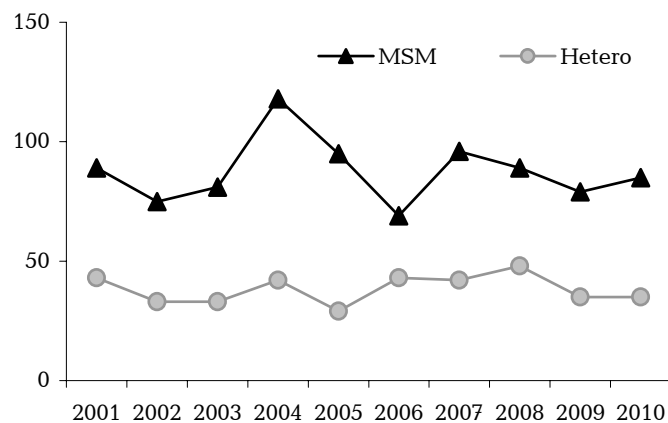


Table 3. Notified persons with newly diagnosed HIV infection by gender, risk group, origin, and place of infection, 1990-2010

Gender	Risk group	Origin	Place of infection							
			Denmark		Abroad		Unknown		2010	1990-2010
			2010	1990-2010	2010	1990-2010	2010	1990-2010		
Males	Homo/bisexual	Danish	78	1.645	8	179	0	158	86	1.982
		Foreign	8	144	17	145	2	57	27	346
		Unknown	0	13	0	4	0	17	0	34
	IDU (I.V. drug use)	Danish	5	225	0	4	0	16	5	245
		Foreign	0	15	5	28	0	6	5	49
		Unknown	0	7	0	1	0	6	0	14
	Sex med female from known risk group	Danish	7	213	16	309	1	43	24	565
		Foreign	1	45	22	310	3	46	26	401
		Unknown	0	0	0	5	0	0	0	5
	Sex with female without known risk	Danish	8	187	1	20	0	41	9	248
		Foreign	4	31	3	33	2	22	9	86
		Unknown	0	3	0	0	0	0	0	3
Other	Danish	3	66	0	16	0	73	3	155	
	Foreign	0	17	7	60	0	22	7	99	
	Unknown	0	1	0	2	0	42	0	45	
Total, males			114	2.612	79	1.116	8	549	201	4.277
Females	IDU (I.V. drug use)	Danish	2	152	0	2	0	7	2	161
		Foreign	0	5	2	12	0	5	2	22
		Unknown	0	1	0	0	0	1	0	2
	Sex with male from known risk group	Danish	0	164	1	46	0	8	1	218
		Foreign	5	73	45	689	2	118	52	880
		Unknown	0	1	0	2	0	4	0	7
	Sex with male without known risk	Danish	7	108	0	13	0	13	7	134
		Foreign	2	20	4	24	1	12	7	56
		Unknown	0	0	0	0	0	2	0	2
	Other	Danish	1	22	0	5	0	10	1	37
		Foreign	0	7	1	62	0	14	1	83
		Unknown	0	0	0	0	0	12	0	12
Total, females			17	553	53	855	3	206	73	1.614
Total, males & females			131	3.165	132	1.971	11	755	274	5.891

Table 4. Notified AIDS patients by gender and risk/mode of infection, 1980-2010

	2010		Total 1980-2010			
	Males	Females	Males	Females	Total	%
MSM	15	0	1694	1694	60	60
IDU	3	2	160	86	246	9
Haem./blood transf.	0	0	42	18	60	2
Heterosex with Danish-born	2	2	219	112	331	12
Heterosex with person, high-endemic area	13	5	186	184	370	13
Perinatal	0	1	13	8	21	1
Other/unknown	2	0	89	10	99	4
Total	35	10	2403	418	2821	100

Figure 4. No of persons notified with AIDS 1986-2010 and prevalence of newly diagnosed HIV patients with and without concurrent AIDS diagnosis

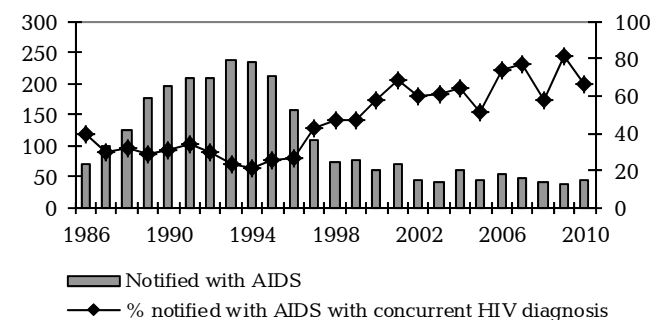


Figure 5. Prevalence of notified AIDS patients, by number of years from HIV diagnosis until AIDS in selected risk groups, 1999-2010

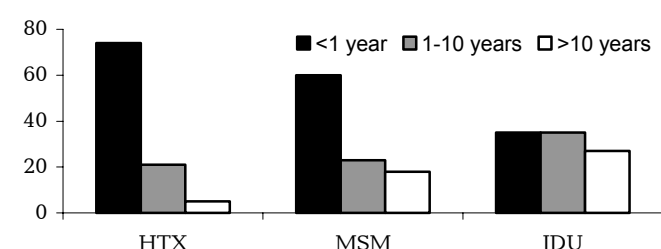


Table 5. Diagnosed AIDS patients, Dead, 1980-2010

Year of death	No. of deaths		
	Males	Females	Total
1980-1994	1179	92	1271
1995	206	31	237
1996	130	20	150
1997	58	5	63
1998	35	7	42
1999	33	6	39
2000	17	5	22
2001	22	7	29
2002	21	3	24
2003	23	5	28
2004	21	10	31
2005	20	7	27
2006	16	3	19
2007	15	5	20
2008	13	4	17
2009	12	3	15
2010	3	1	4
Total	1824	214	2038

YEARS FROM HIV DIAGNOSE TO AIDS

As an effective therapy (HAART) is now available, minimizing the amount of HIV virus in the blood, HIV infectees may, in the majority of cases, receive treatment to effectively stop their HIV from developing into AIDS. In Denmark, when HIV infected persons are diagnosed with AIDS, this is generally due to treatment failure or that the person has had HIV for a sufficiently long period before the diagnosis for AIDS symptoms to develop. Figure 4 shows the number of notified AIDS cases in the 1986-2010 period and the share of AIDS cases were simultaneously diagnosed with HIV. Figure 5 shows how the 498 persons who were diagnosed with AIDS in the 2000-2010 period are distributed with regard to time from HIV to AIDS diagnosis. The Figures show that AIDS infection in persons who were infected by IDU is more frequently due to treatment failure than is the case for HTX- and MSM-infected persons.